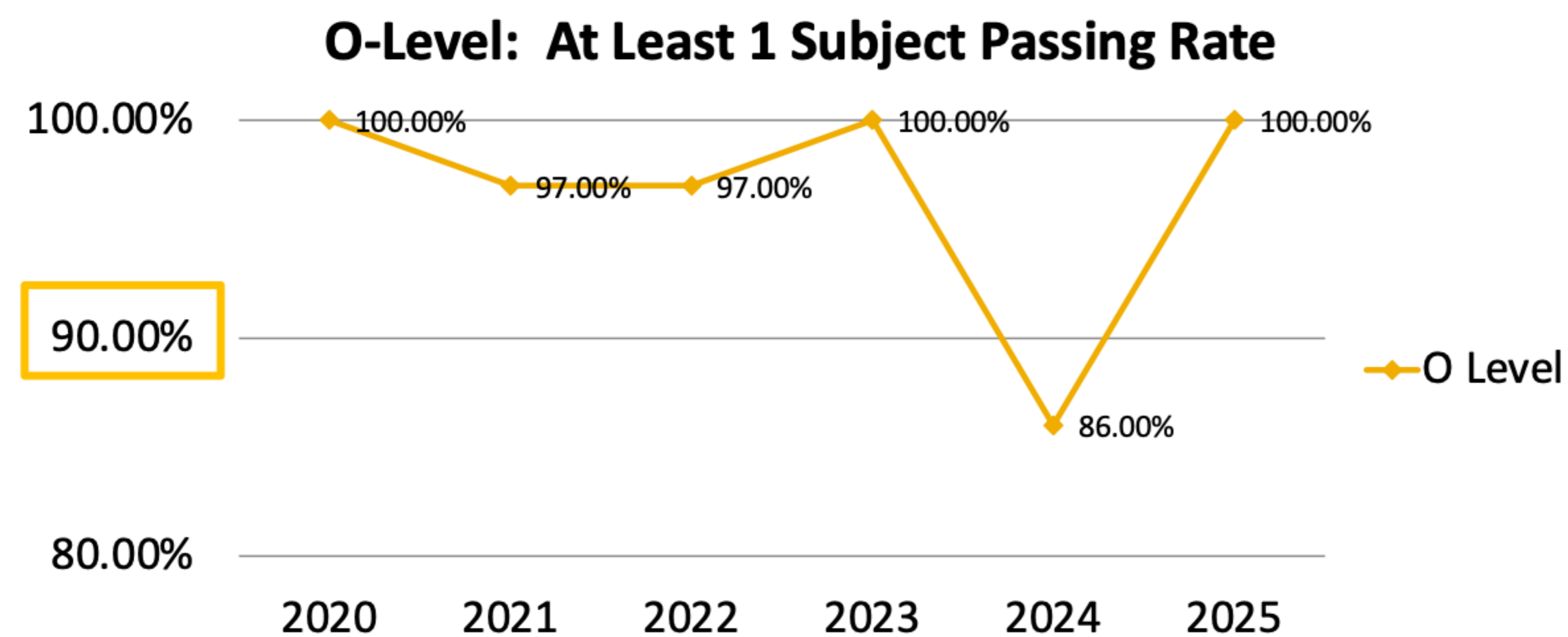


7.2.1 Student and Graduate Outcomes

▶ 1

7.2.1 Outcome 2 Student Passing Rate

▶ O Level



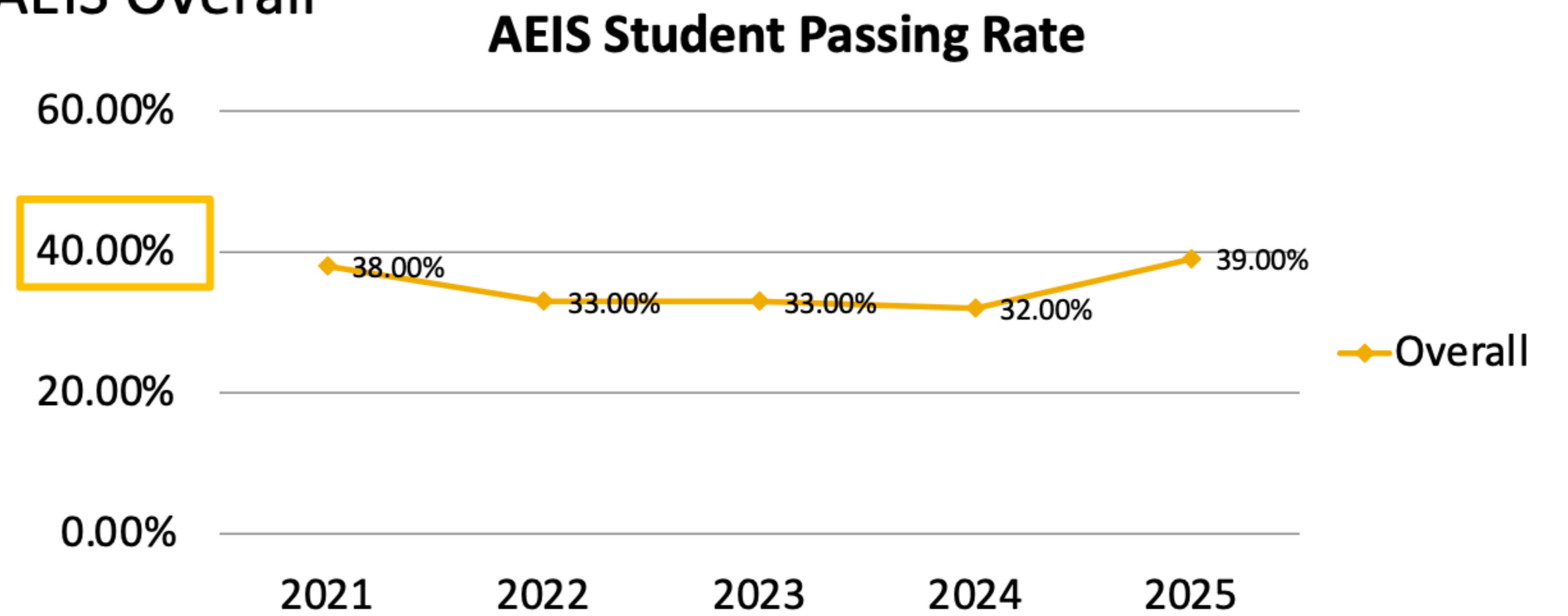
O-Level: At Least 1 Subject Passing Rate
= No. of Students with 1 Pass ÷ No. of Students in Exam Cohort

Internal Benchmark Target = 90%
Average of past 3 years, rounded DOWN to 90%.

▶ 3

7.2.1 Outcome 2 Student Passing Rate

▶ AEIS Overall



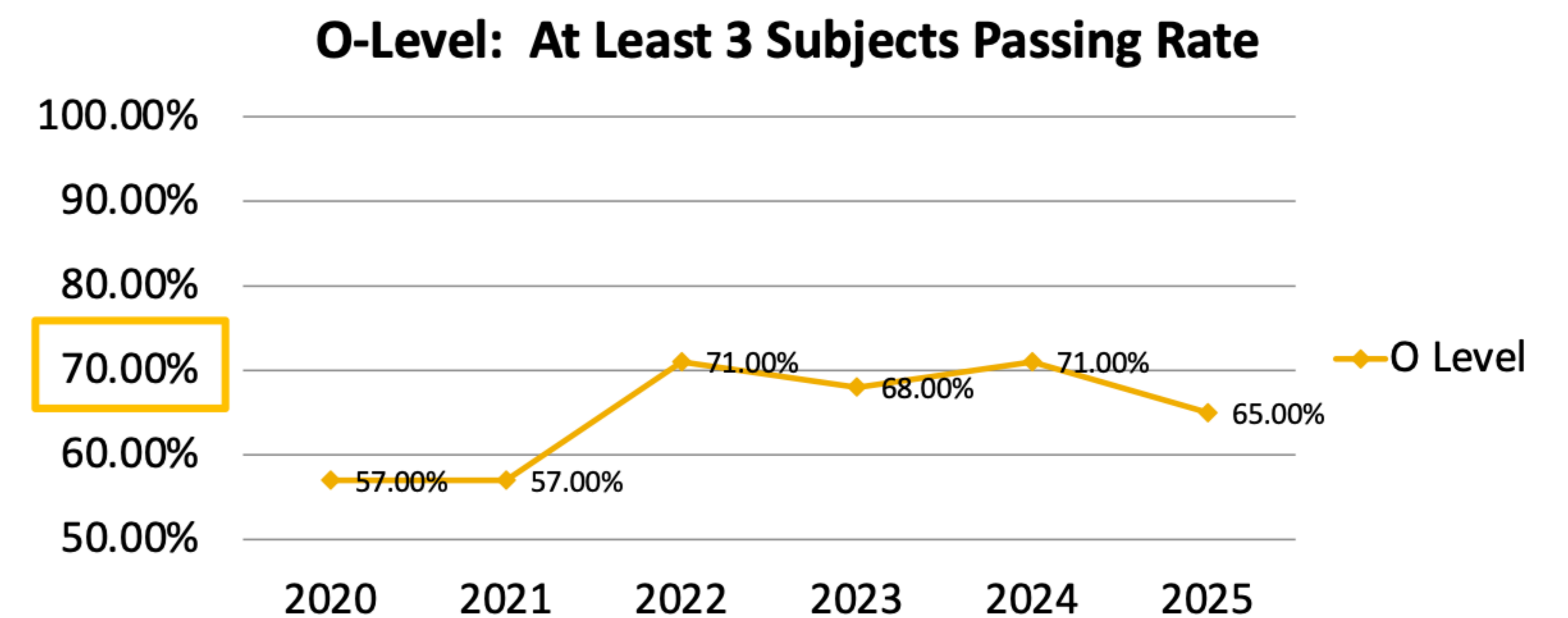
AEIS Prep: No. of Students Who Admitted ÷ No. of Students Who Attempted x 100

Internal Benchmark Stretched Goal = 40%

▶ 2

7.2.1 Outcome 2 Student Passing Rate

▶ O Level



O-Level: At Least 3 Subjects Passing Rate
= No. of Students with 3 Pass ÷ No. of Students in Exam Cohort

Internal Benchmark Target = 70%
Average of past 3 years, rounded DOWN to 70%.

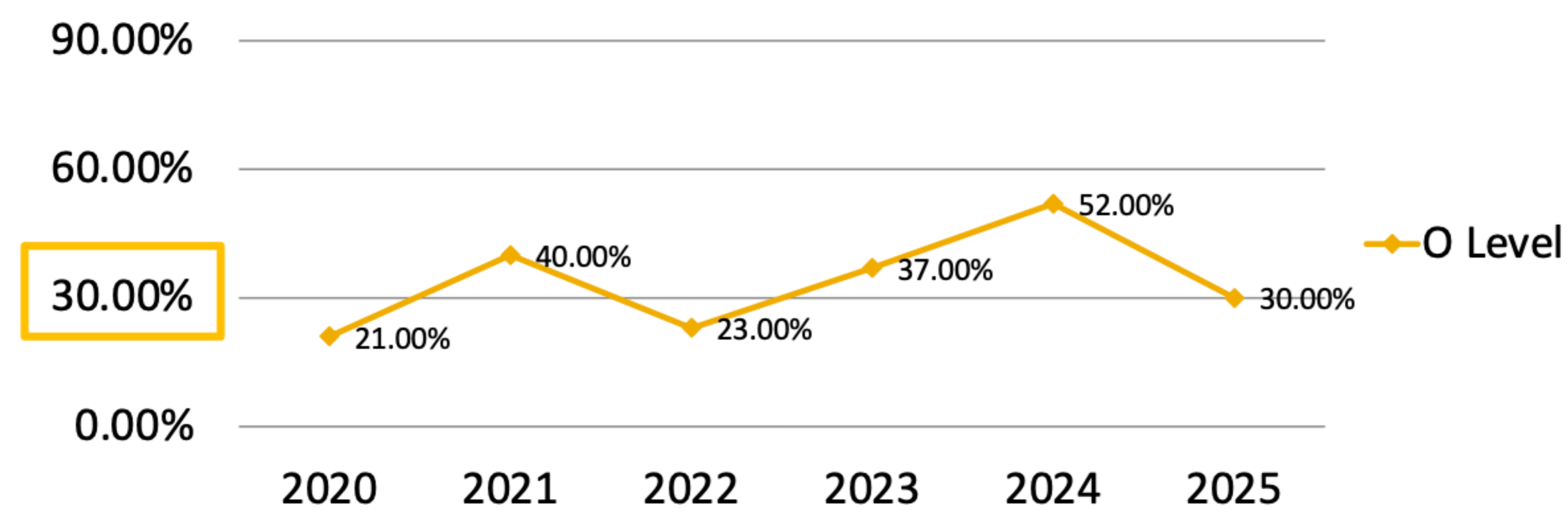
▶ 4

7.2.1 Outcome 2

Student Passing Rate

▶ O Level

O-Level: At Least 5 Subjects Passing Rate



O-Level: At Least 5 Subjects Passing Rate
 = No. of Students with 5 Pass ÷ No. of Students in Exam Cohort
 Excludes students who are on 24-mth contract but took the exam in their first year.

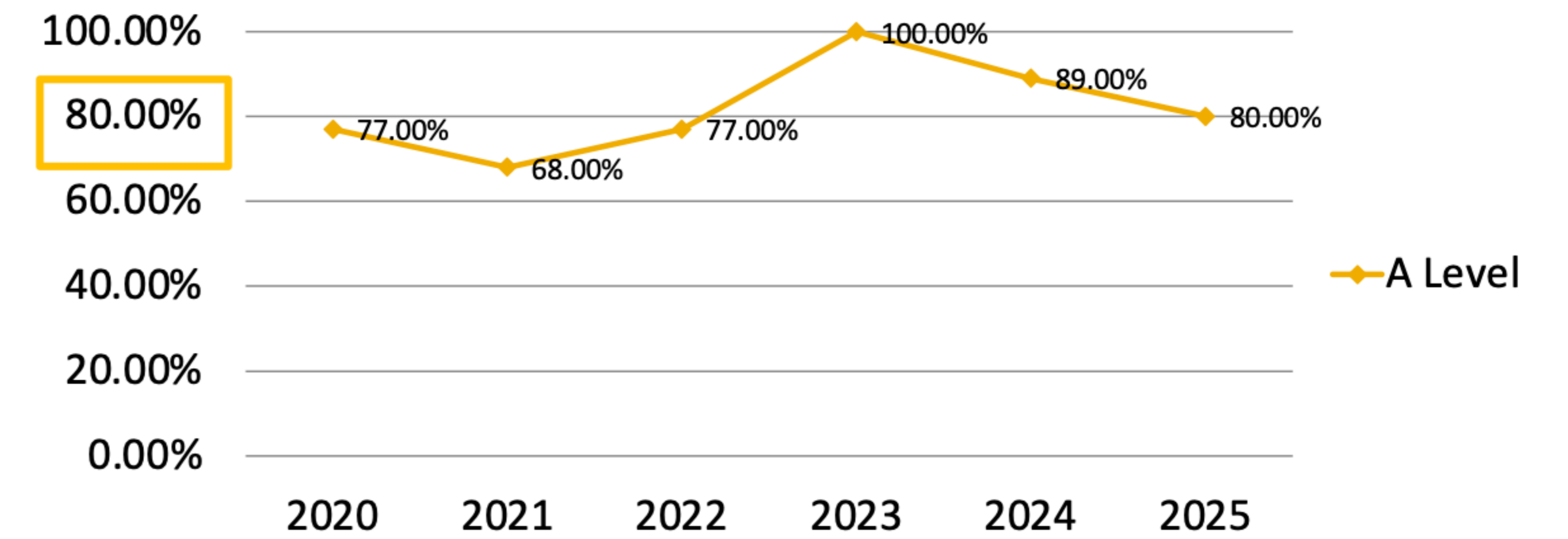
Internal Benchmark Target = 30%
 Average of past 3 years, rounded DOWN to 30%.

7.2.1 Outcome 2

Student Passing Rate

▶ A Level

A-Level: % Students with at least three (3) H2 passes



A-Level: % Students with at least three (3) H2 passes
 = Students with at least three (3) H2 passes ÷ No. of Students in Exam Cohort

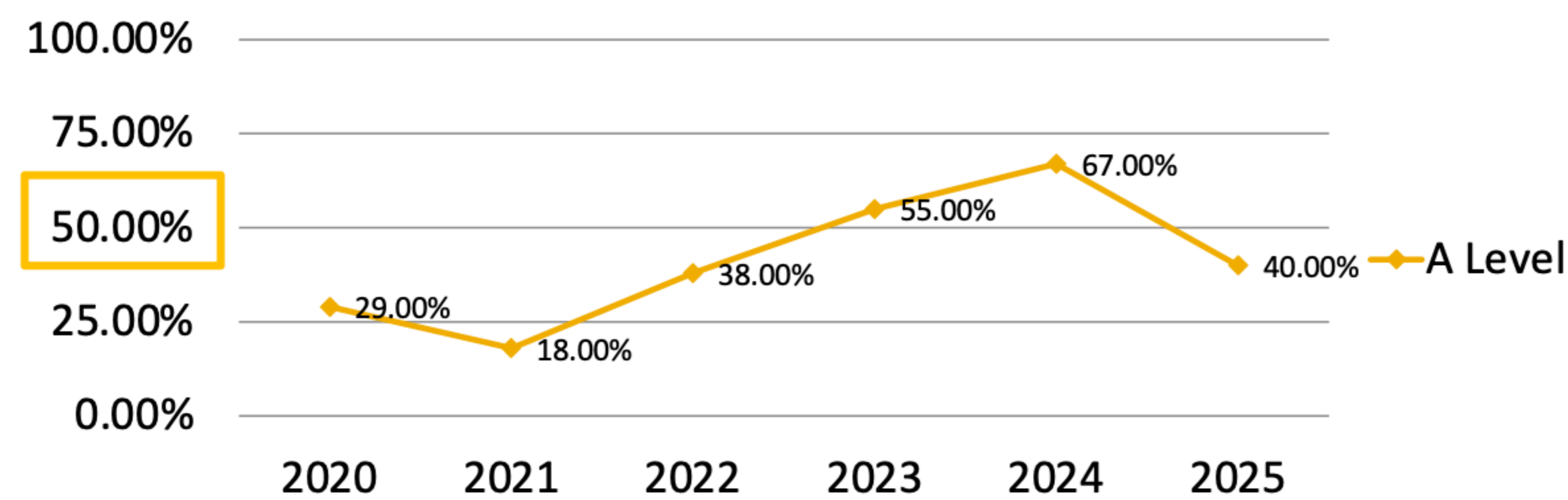
Internal Benchmark Target = 80%
 Average of past 3 years, rounded DOWN to 80%.

7.2.1 Outcome 2

Student Passing Rate

▶ A Level

A-Level: % Students with at least three (3) H2 passes, with a pass in General Paper (GP)



A-Level: % Students with at least three (3) H2 passes, with a pass in General Paper (GP)
 = Students with at least three (3) H2 passes with pass in GP ÷ No. of Students in Exam Cohort
 Excludes students who are on 24-mth contract but took the exam in their first year.

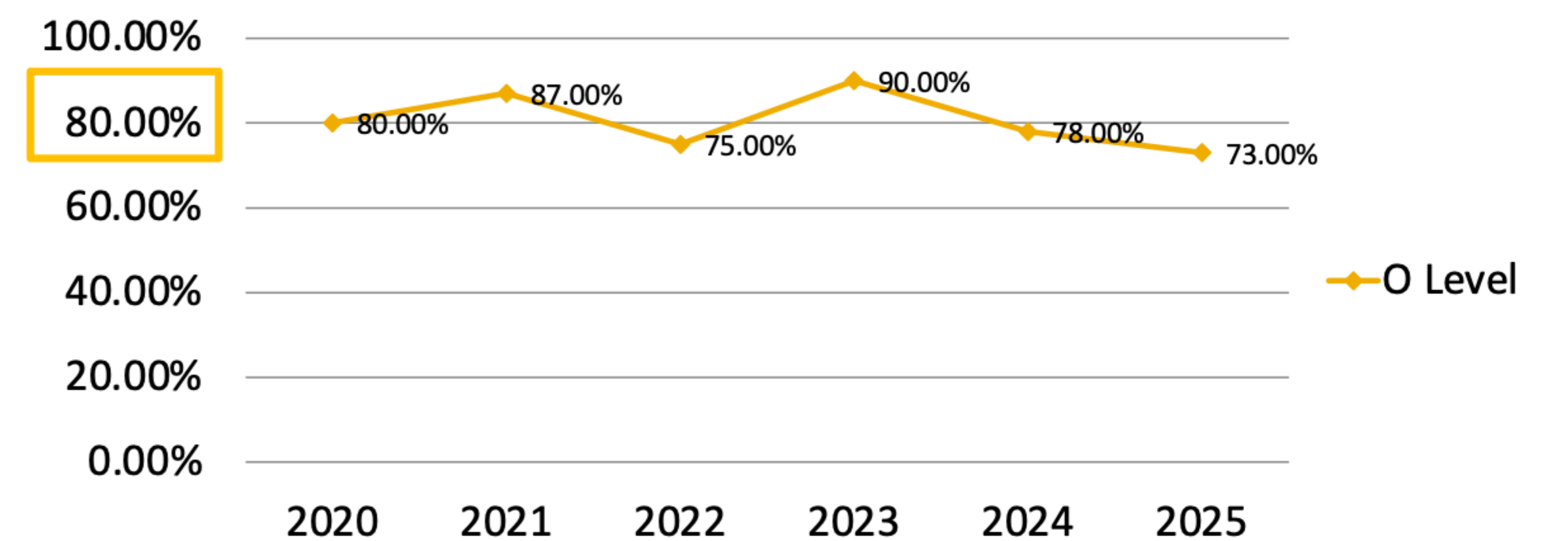
Internal Benchmark Target = 50%
 Average of past 3 years, rounded DOWN to 50%.

7.2.1 Outcome 3

Quality of Passes

▶ O Level

Percentage of Quality Passes per Number of Passes

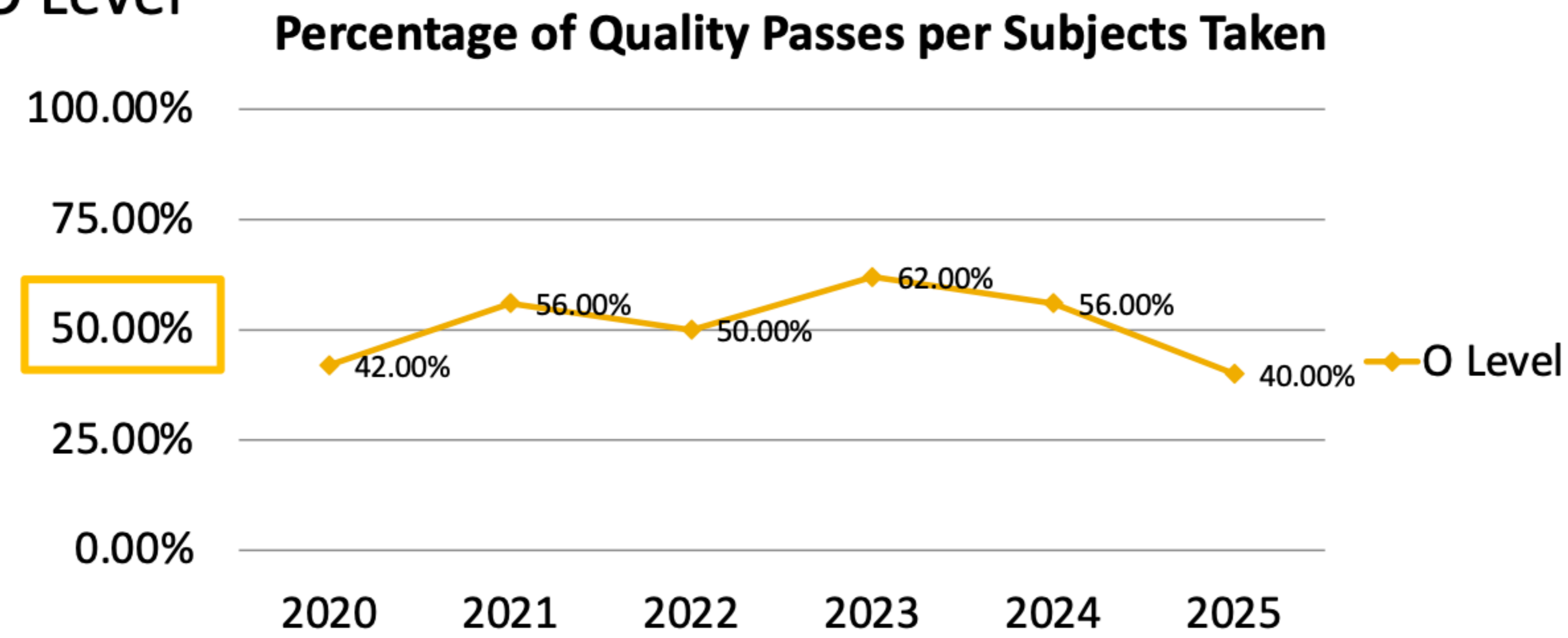


Percentage of Quality Passes per Number of Passes
 = No. of Quality Passes ÷ Total Number of Passes
 Quality Pass = A1, A2, B3, B4
 Excludes students who are on 24-mth contract but took the exam in their first year.
 Total Number of Passes excludes failed subjects (D7, E8, F9)

Internal Benchmark Target = 80%
 Average of past 3 years, rounded DOWN to 80%.

7.2.1 Outcome 3 Quality of Passes

▶ O Level

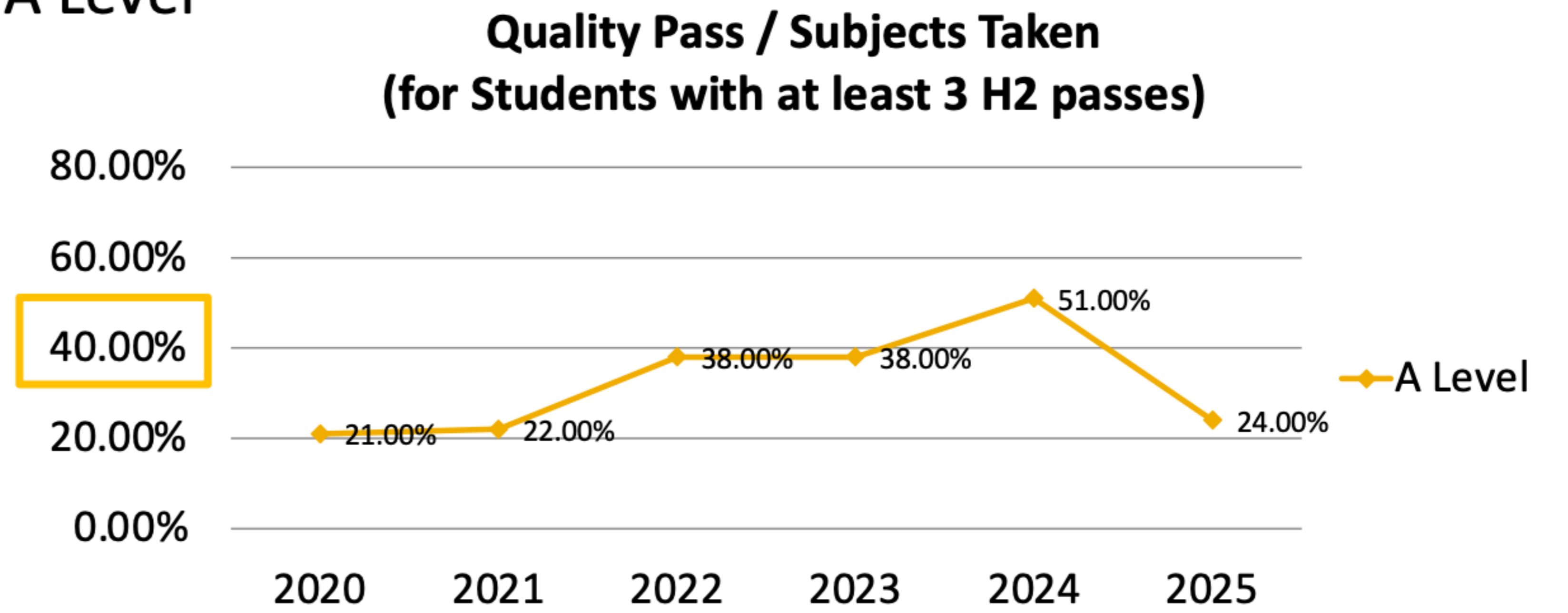


Percentage of Quality Passes per Subjects Taken
 = No. of Quality Passes ÷ Total Number of Subjects Taken
 Quality Pass = A1, A2, B3, B4
 Excludes students who are on 24-mth contract but took the exam in their first year.
 Total Number of Subjects Taken includes failed subjects (D7, E8, F9).

Internal Benchmark Target = 50%
 Average of past 3 years, rounded DOWN to 50%.

7.2.1 Outcome 3 Quality of Passes

▶ A Level

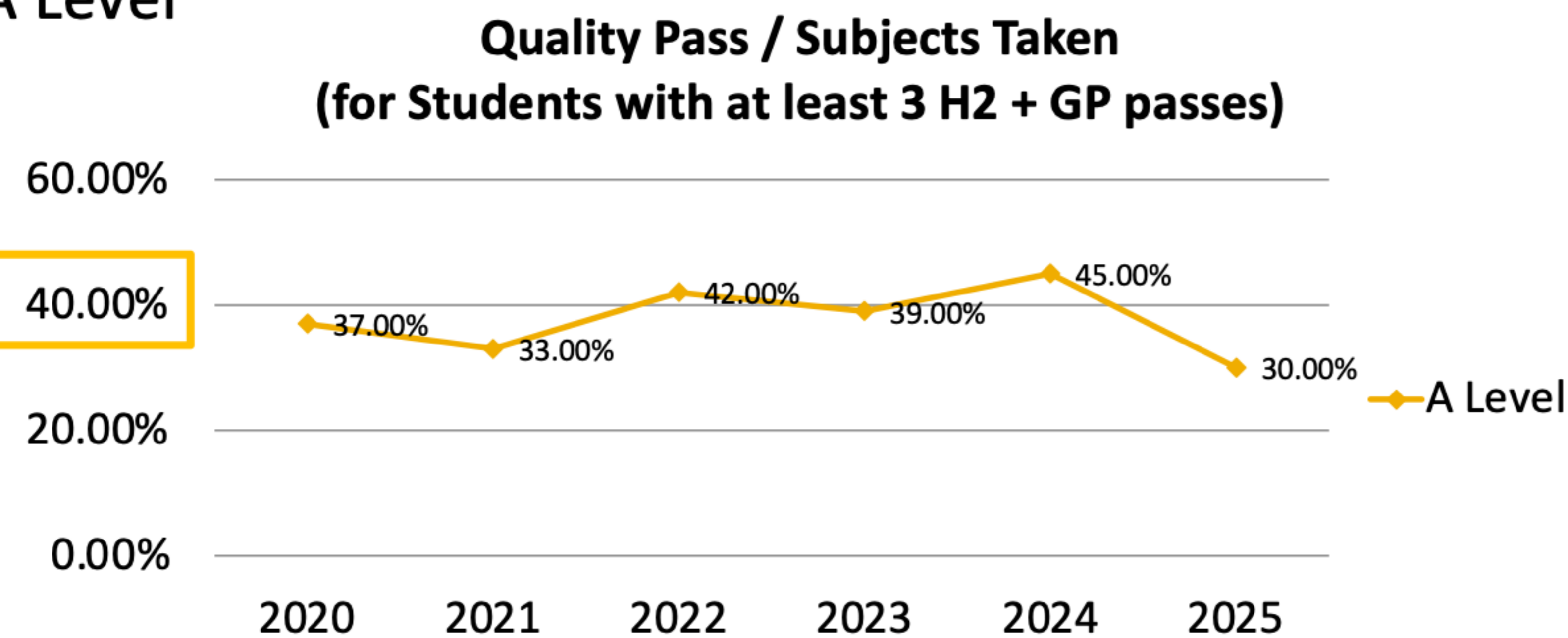


Quality Pass / Subjects Taken (for Students with at least 3 H2 passes)
 = No. of Quality Passes ÷ Total Subjects Taken (for Students with at least 3 H2 passes)
 Quality Pass = A, B for H2 content-based subject
 Excludes students who are on 24-mth contract but took the exam in their first year.

Internal Benchmark Target = 40%
 Average of past 3 years, rounded DOWN to 40%.

7.2.1 Outcome 3 Quality of Passes

▶ A Level

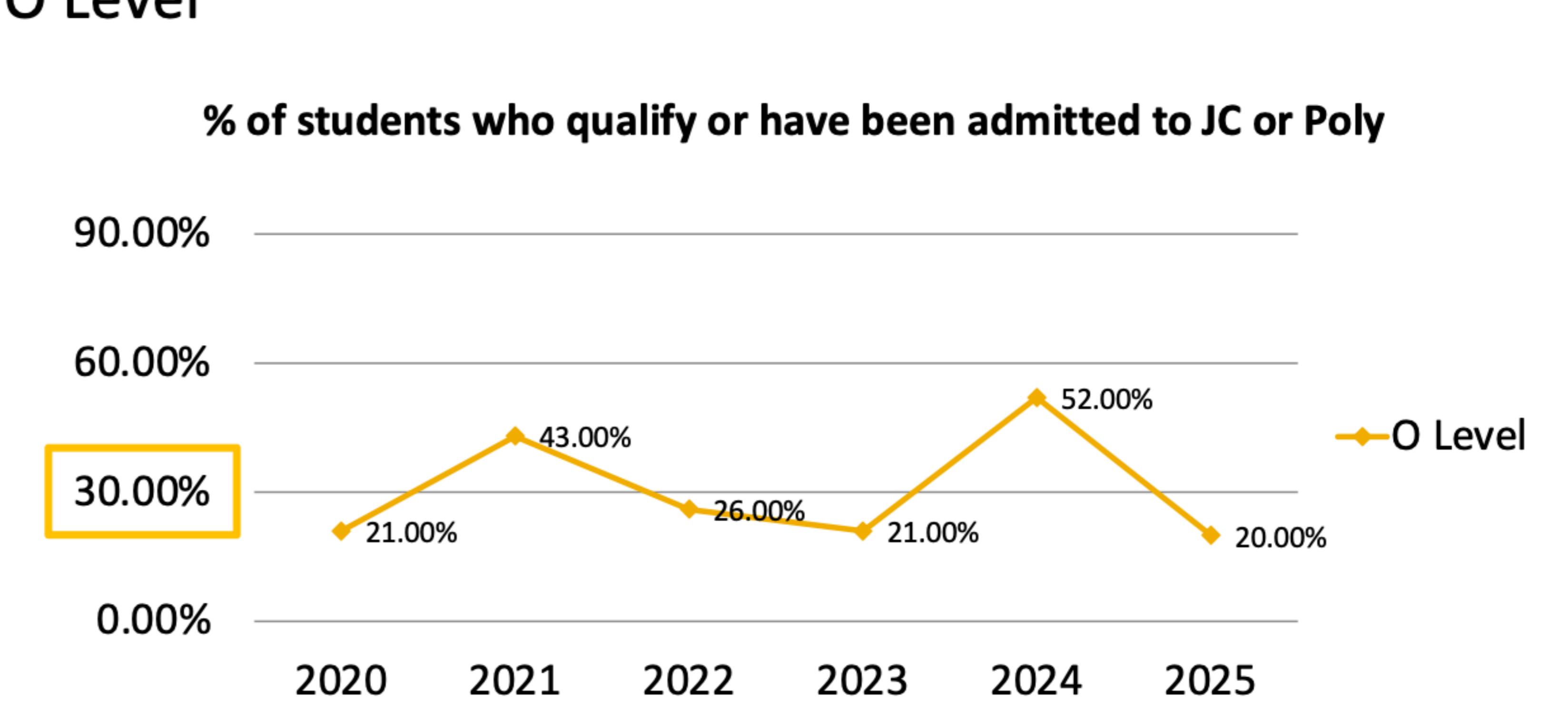


Quality Pass / Subjects Taken (for Students with at least 3 H2 + GP passes)
 = No. of Quality Passes ÷ Total Subjects Taken (for Students with at least 3 H2 and GP passes)
 Quality Pass = A, B for H2 content-based subject
 Excludes students who are on 24-mth contract but took the exam in their first year.

Internal Benchmark Target = 40%
 Average of past 3 years, rounded DOWN to 40%.

7.2.1 Outcome 5 Graduate Achievement

▶ O Level

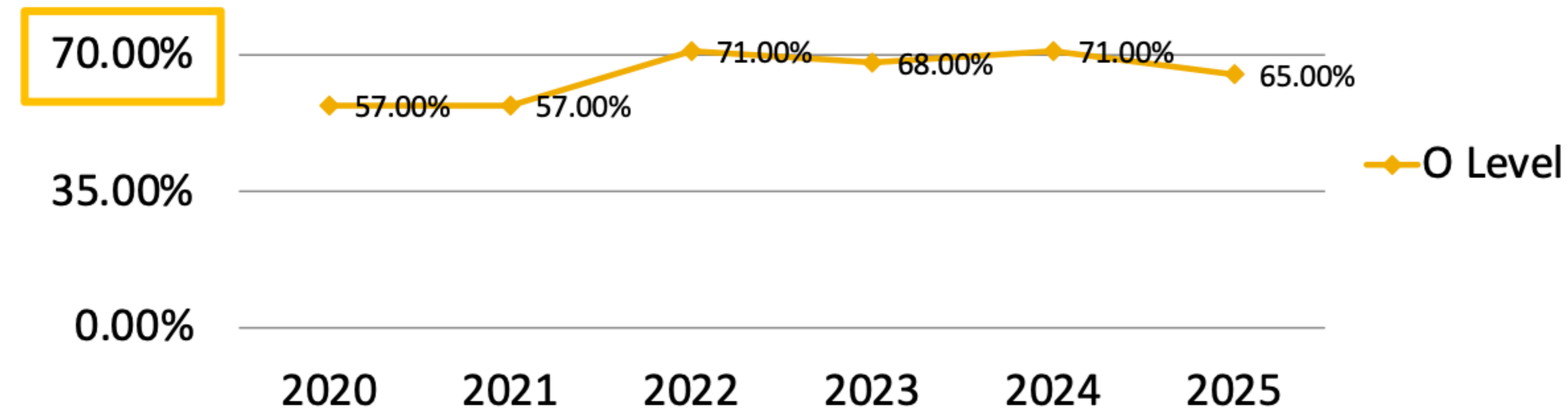


% of students who qualify or have been admitted to JC or Poly
 Excludes students who are on 24-mth contract but took the exam in their first year.
 Data collection cutoff in June of the year of reporting.
 Internal Benchmark Target = 30%
 Average of past 3 years, rounded DOWN to 30%.

7.2.1 Outcome 5 Graduate Achievement

▶ O Level

% of students who qualify or have been admitted to JC or Poly or achieve at least 3 subject passes

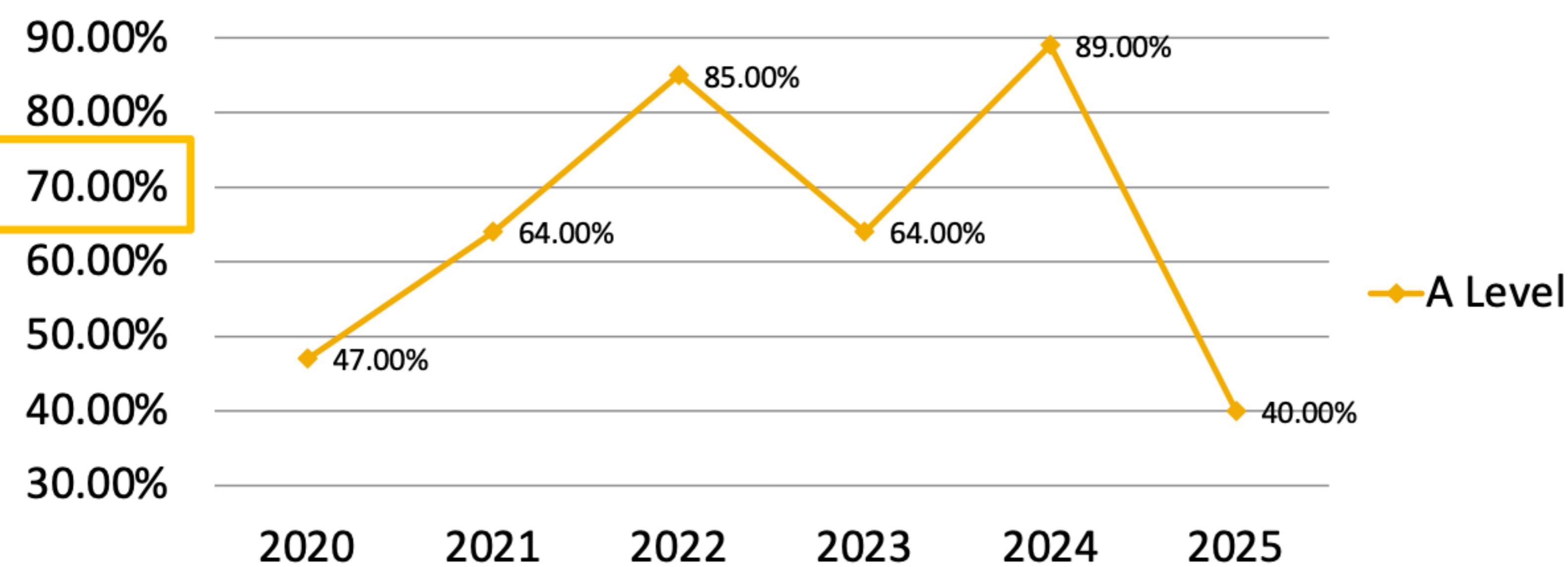


% of students who qualify or have been admitted to JC or Poly or achieve at least 3 subject passes
Excludes students who are on 24-mth contract but took the exam in their first year.
3-subject pass sufficient to qualify for NAFA, Lasalle, SIM Global
Data collection cutoff in June of the year of reporting.
Internal Benchmark Target = 70%
Average of past 3 years, rounded DOWN to 70%.

7.2.1 Outcome 5 Graduate Achievement

▶ A Level

% of students admitted to local university and QS Top 100 uni

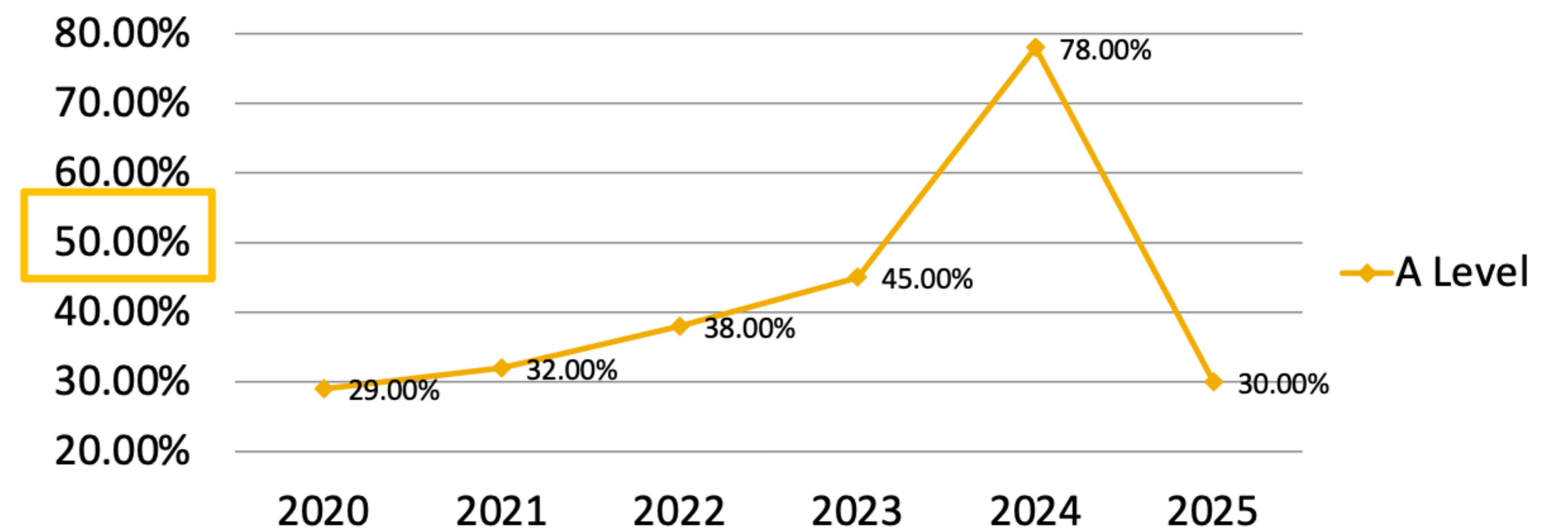


% of students admitted to local uni (Singapore Autonomous University) and QS Top 100 uni
Excludes students who are on 24-mth contract but took the exam in their first year.
Data collection cutoff in June of the year of reporting.
Internal Benchmark Target = 70%
Average of past 3 years, rounded DOWN to 70%.

7.2.1 Outcome 5 Graduate Achievement

▶ A Level

% of students admitted to local university

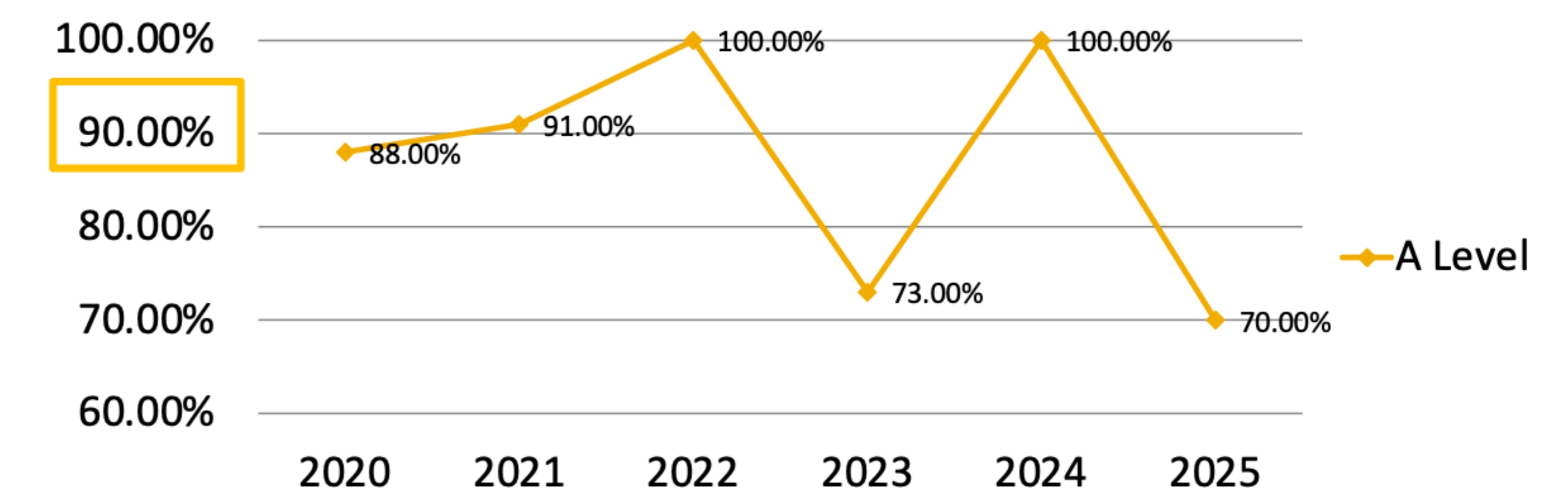


% of students admitted to local uni (Singapore Autonomous University)
Excludes students who are on 24-mth contract but took the exam in their first year.
Data collection cutoff in June of the year of reporting.
Internal Benchmark Target = 50%
Average of past 3 years, rounded DOWN to 50%.

7.2.1 Outcome 5 Graduate Achievement

▶ A Level

% of students admitted to local and overseas degree programme



% of students admitted to local and overseas tertiary programme
Excludes students who are on 24-mth contract but took the exam in their first year.
Includes local PEIs diploma or degree and overseas university foundation or degree programme.
Data collection cutoff in June of the year of reporting.
Internal Benchmark Target = 90%
Average of past 3 years, rounded DOWN to 90%.